


2024

MONTROSE COUNTY FAIR JUNIOR HORSE SHOW

English

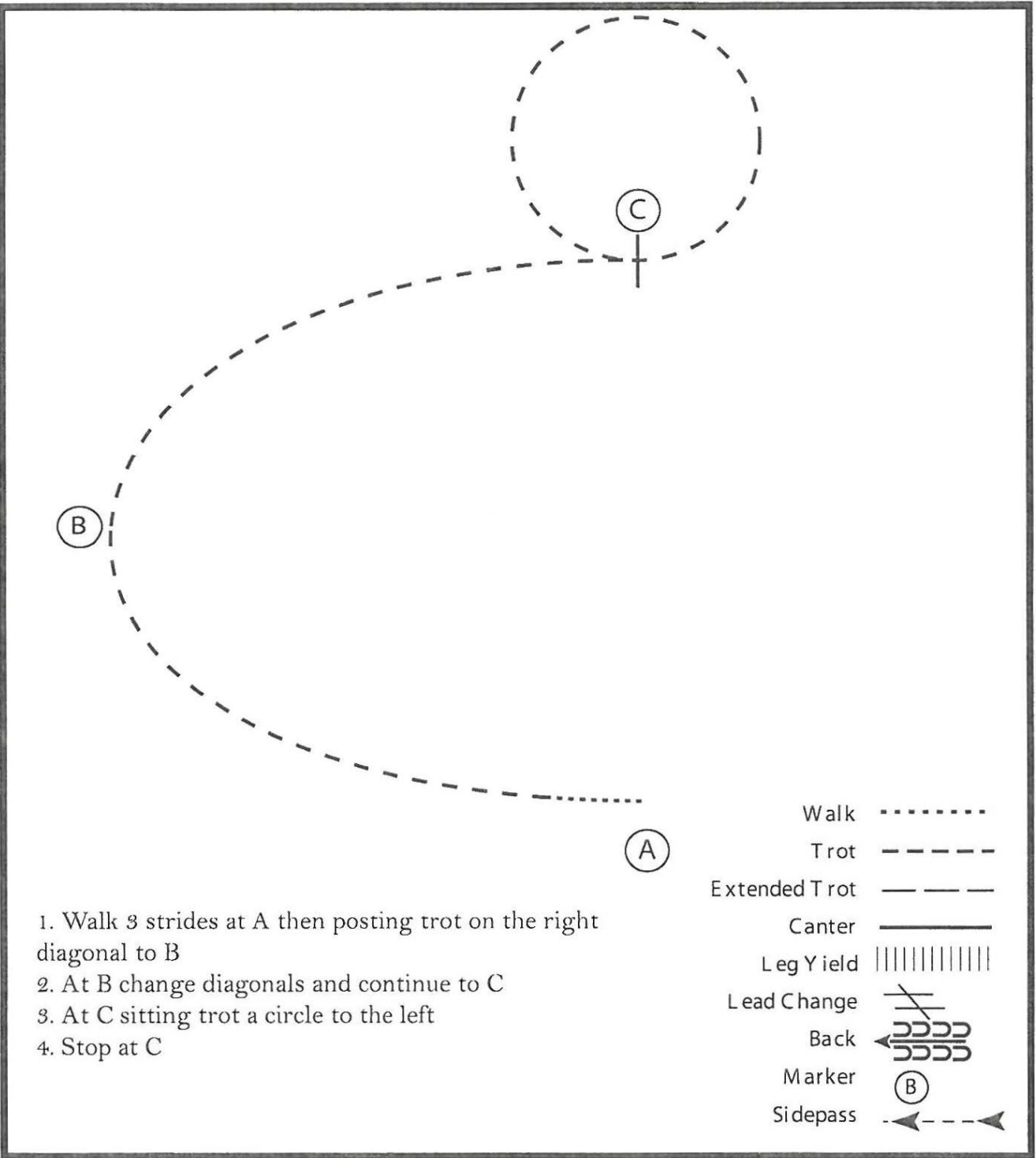


**COLORADO STATE UNIVERSITY
EXTENSION**

Hunt Seat Equitation (Novice)

www.HorseShowPatterns.com

www.HorseShowPatterns.com



1. Walk 3 strides at A then posting trot on the right diagonal to B
2. At B change diagonals and continue to C
3. At C sitting trot a circle to the left
4. Stop at C

- Walk (dotted line)
- Trot - - - - - (dashed line)
- Extended Trot — — — — — (long dashed line)
- Canter ————— (solid line)
- Leg Yield ||||| (vertical lines)
- Lead Change (diagonal line with slash and curved arrow)
- Back (horizontal line with three curved arrows pointing left)
- Marker (B) (circle with B)
- Sidepass (horizontal dashed line with two arrows pointing left and right)

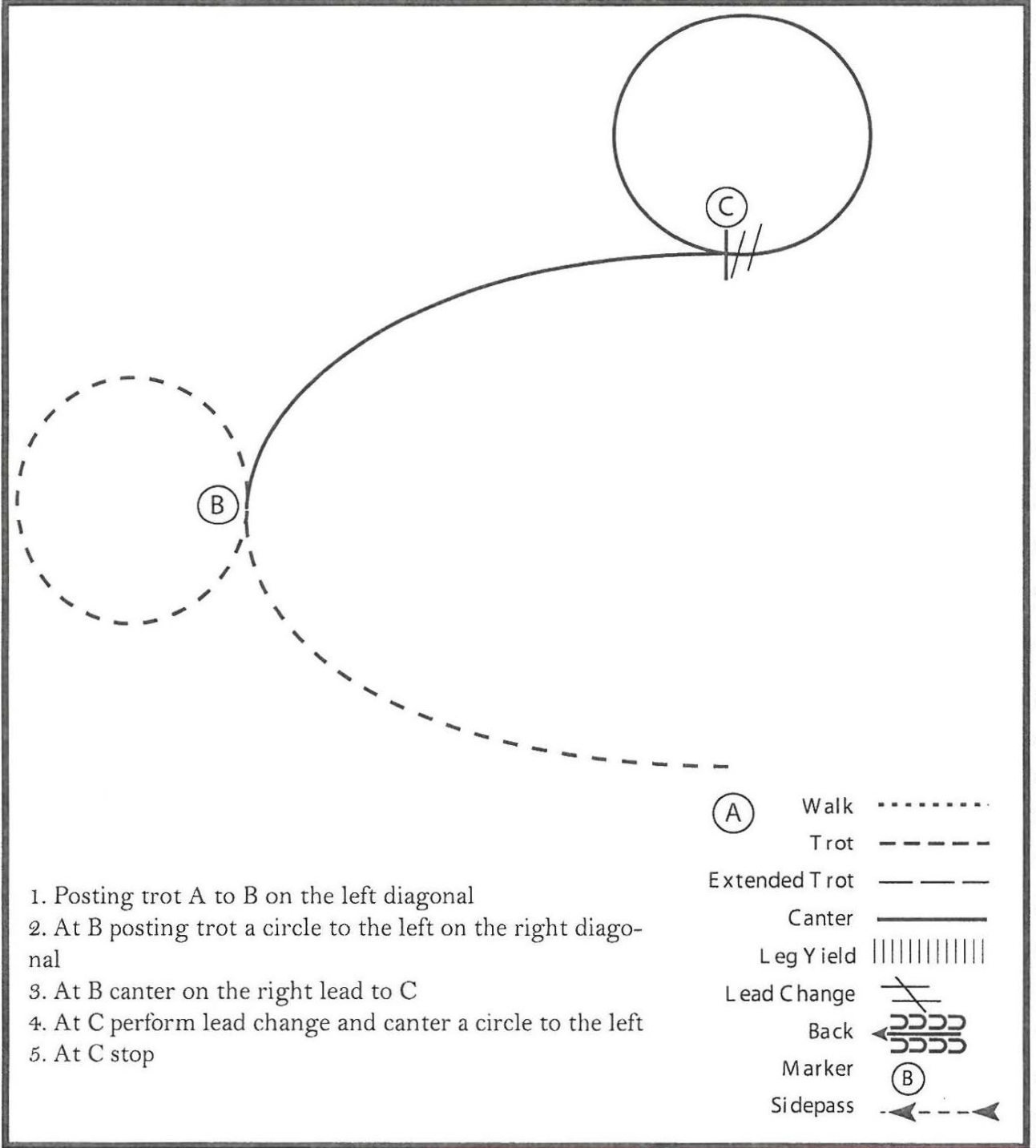
[HSE/WT-10]

Pattern Provided by:

Hunt Seat Equitation (Junior)

W W W . H O R S E S H O W P A T T E R N S . C O M

W W W . H O R S E S H O W P A T T E R N S . C O M



1. Posting trot A to B on the left diagonal
2. At B posting trot a circle to the left on the right diagonal
3. At B canter on the right lead to C
4. At C perform lead change and canter a circle to the left
5. At C stop

- (A) Walk
 - Trot - - - - -
 - Extended Trot - - - - -
 - Canter _____
 - Leg Yield |||||
 - Lead Change / / / / /
 - Back ← ← ← ← ←
 - Marker (B)
 - Sidepass - - - - -

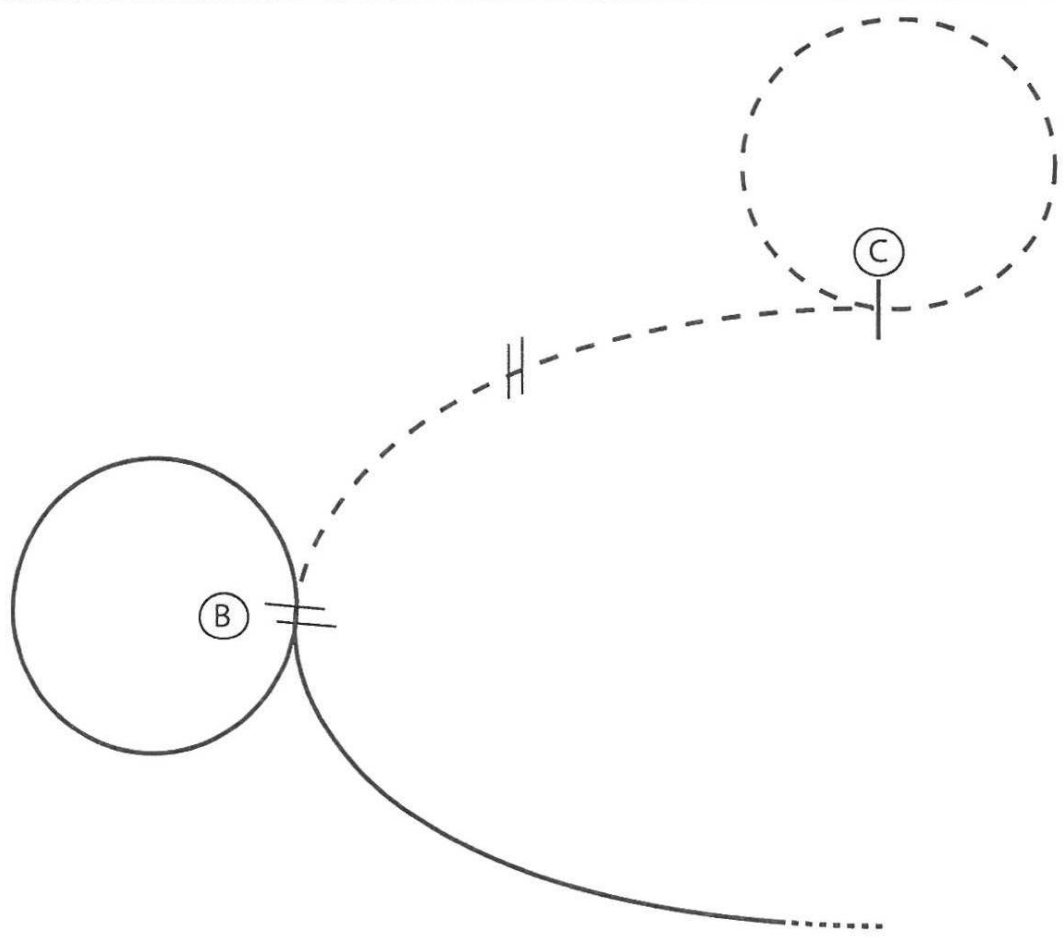
[HSE/2-19]

Pattern Provided by:

Hunt Seat Equitation (Intermediate/Senior)

www.HorseShowPatterns.com

www.HorseShowPatterns.com



1. At A walk 3 strides then canter on the right lead to B
2. At B perform a lead change and canter a circle to the left
3. At B posting trot on the left diagonal towards C
4. When halfway to C change diagonals and continue to C
5. At C sitting trot a circle to the left
6. Stop at C

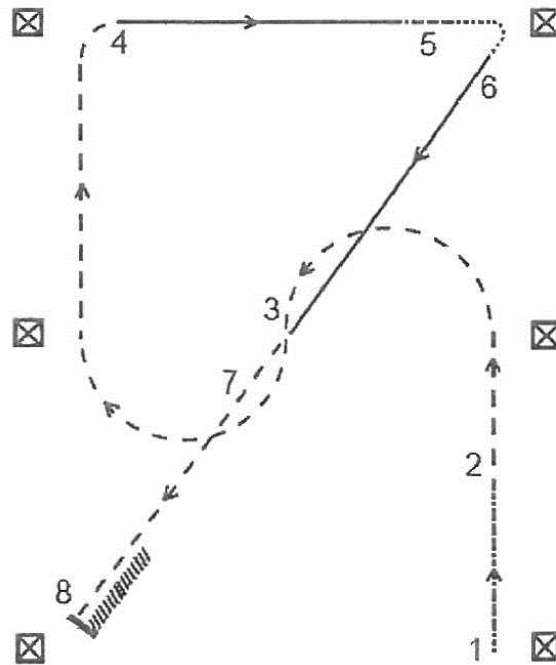
(A)	Walk
	Trot	- - - - -
	Extended Trot	— — — — —
	Canter	—————
	Leg Yield	
	Lead Change	↗ ↘
	Back	←←←←←
	Marker	(B)
	Sidepass	← - - - - ←

Pattern Provided by:

[HSE/3-15]

Junior English Control

476

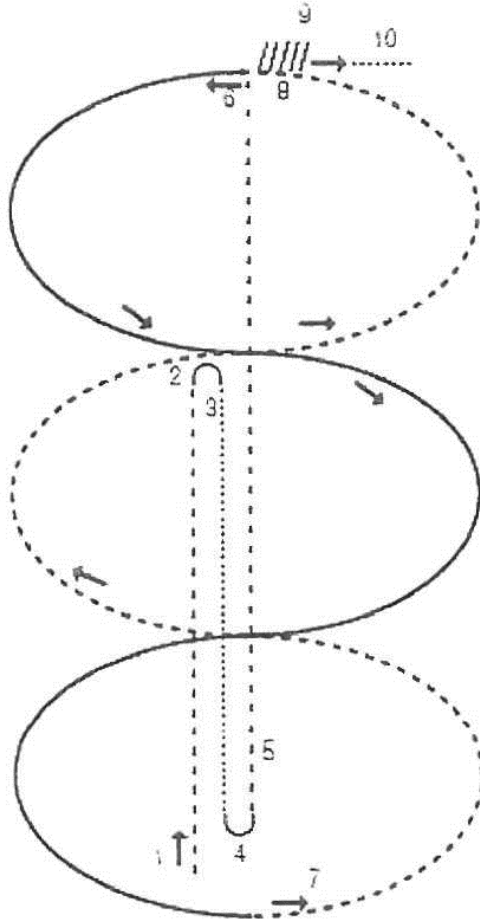


Walk: Canter: _____
Back: ////////////// Trot: - - - - -

1. Normal walk
2. Rising trot halfway between cones.
3. Serpentine showing change of diagonal.
4. Canter right lead $\frac{3}{4}$ of way across.
5. Before corner, walk.
6. Canter left lead to center.
7. Sitting trot.
8. Halt, back.

Leave arena on a loose rein at the free walk.

Intermediate/Senior English Control



Walk: Canter: _____
 Back: //////////////// Trot: - - - - -

1. Sitting trot.
2. Halt, half turn (180 degrees) right on haunches.
3. Normal walk.
4. Halt, half turn (180 degrees) left on haunches.
5. Lengthen trot rising.
6. Canter serpentine with appropriate changes of lead, simple or flying.
7. Rising trot serpentine with changes of diagonals.
8. Halt.
9. Back.
10. Leave arena on a loose rein at the free walk.

English Showhack Class

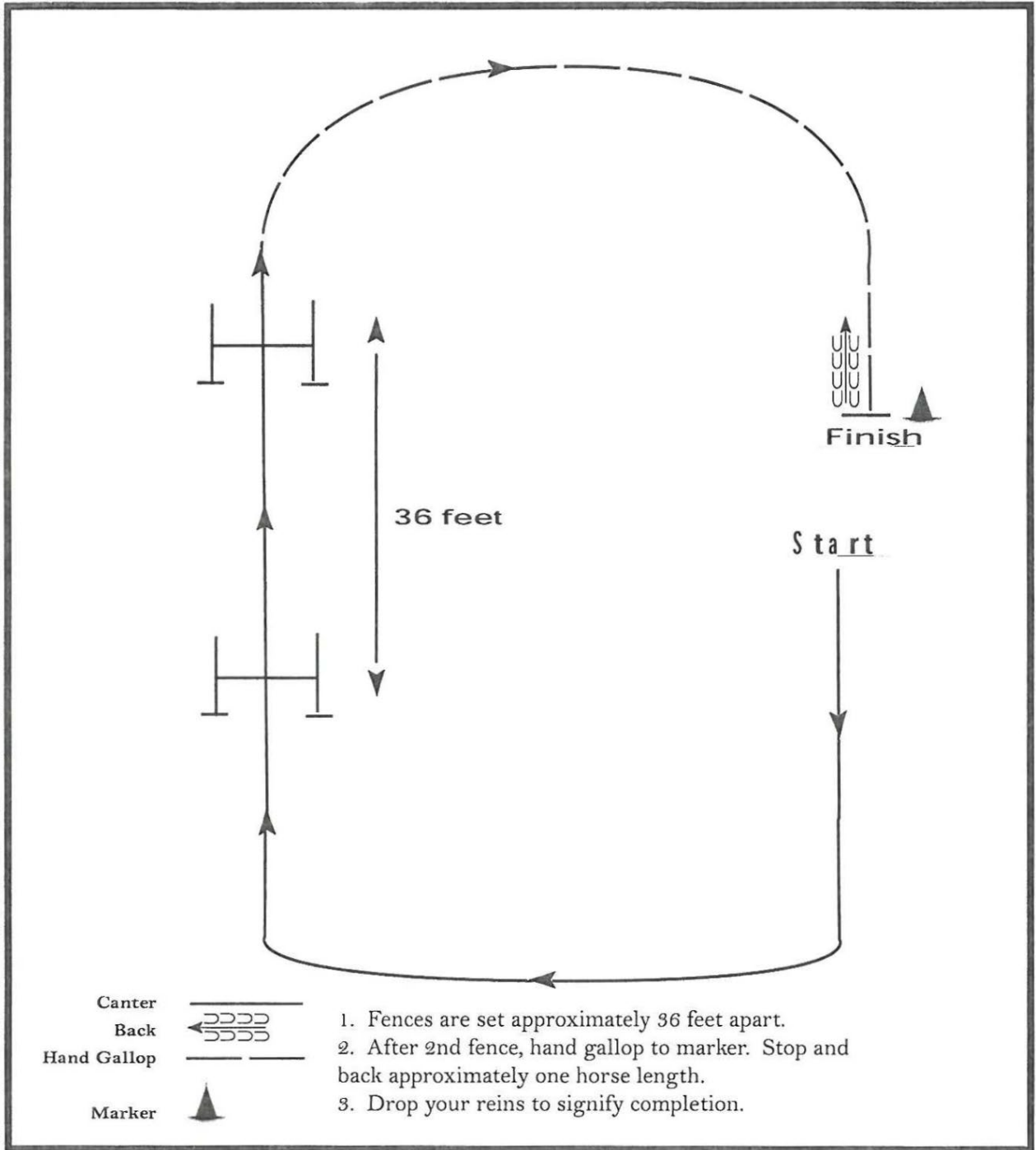
This advanced rail class shows collected and extended gaits. Judging emphasis is placed upon the rider and the obedience of the horse.

460. Collected and extended gaits will be called for, with collection and extension being judged by footfall within the stride. Collection (shortening) and Extension (lengthening) is being evaluated and does not equate to speed. All gaits, transitions and the ability of the rider to achieve balance and control will be considered in placing the class. Obedience shall be of prime importance. Willful abuse will not be tolerated and will result in elimination.
461. Required gaits are: normal walk, collected walk, extended walk, normal trot, collected trot, extended trot, normal canter, collected canter, and extended canter. At the discretion of the judge, the class may be split to execute the extended canter. Horses are required to perform all gaits in each direction. Reinback to be called for on the rail or in the lineup.
462. Personal Attire
 - A. Although the class is being judged on ability, the rider should be dressed in neat attire.
 - B. If exhibiting in the Saddle Seat style, the rider shall wear a conservative color or tuxedo style jacket with matching jodhpurs, a derby or top hat, and jodhpur boots.
 - C. If exhibiting in the Hunt Seat or Dressage Seat style, attire may include a conservative-colored bunt coat, short dressage coat or a formal shadbelly coat, light-colored breeches, tie, stocktie or choker, boots, and a top hat or hunt cap, as appropriate.
 - D. Optional in all disciplines are gloves, unrowelled spurs, bats, whips no longer than 4 feet, and safety helmets with harness fastened.
463. Equipment
 - A. Any English-type saddle including flat, forward or dressage styles shall be allowed.
 - B. Bridles may be full (curband snaffle), regular snaffles, pelhams and kimberwicks, and must include a cavesson noseband. Tack such as Figure 8, flash or dropped nosebands; martingales; boots; or bandages are prohibited. Mane and/or tail may be braided, but it is optional.
- 464.-469.- NOT ASSIGNED

Hunter Hack

www.HorseShowPatterns.com

www.HorseShowPatterns.com



[HH/36-2]

Pattern Provided by: